



*Refrigeration at its best.*

## **GLASS DOOR MERCHANDISERS INSTALLATION MANUAL**

**Model : VM-1 / VM-2 / VM-2S**



Thank You For Selecting A **VICTORY** Product

We reserve the right to make product improvements at any time.  
Specifications and design are subject to change without notice.

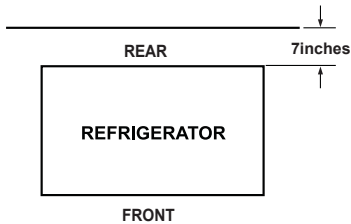
# SPECIFICATION

MODEL	VM-1	VM-2	VM-2S
Product	Reach-in Merchandisers		
Capacity	24 CuFt / 700ltr	44.3 CuFt / 1256ltr	44.3 CuFt / 1256ltr
Exterior Dim	28 1/3 x 32 x 82 1/3	53 1/5 x 32 x 82 1/3	53 1/5 x 30 3/4 x 82 1/3
Door	1 Swing	2 Swing	2 Sliding
Shelves	4	8	8
Compressor	1/3 HP	1/2 HP	1/2 HP
Power Voltage	115V / 60Hz / 1Ph	115V / 60Hz / 1Ph	115V / 60Hz / 1Ph
Operating Temp	32°F - 50°F	32°F - 50°F	32°F - 50°F
Refrigerant	R134a	R134a	R134a
Net Weight	312 lbs	442 lbs	420 lbs
Amps (A)	5.5	10.4	10.4

# INSTALLATION


- The refrigeration system performs best when installed in an area with good ventilation.

There must be at least 7 inches of clearance on each side of the cabinet.



- Select a location away from heat and moisture generating equipment such as stoves, ovens, dish washers, etc

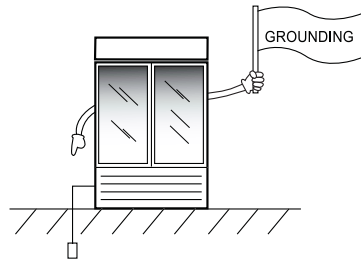
Avoid direct exposure to sunlight and rain.



- Install the unit on a level surface which can support the weight of the unit and its contents.



- To reduce the risk of electrical shock or fire, the unit must be properly grounded. All units are equipped with a three-prong grounding plug with the power cord.

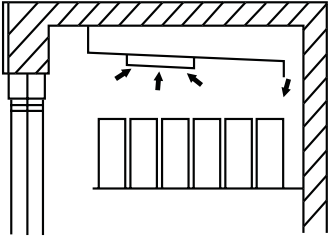


- All units are intended for indoor use only. Outdoor use may cause extensive damage on the unit.

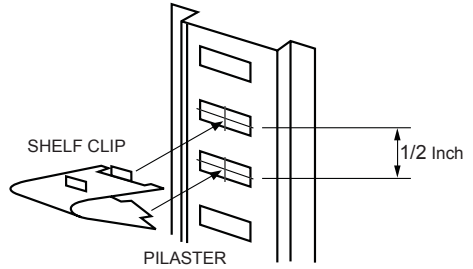


# OPERATION/MAINTENANCE

- When loading the cabinet with contents ;
  - Do not block the airflow. It causes a decrease in performance.
  - Maintain minimum of 3 inches of clearance between the contents and air duct for the best cooling performance.



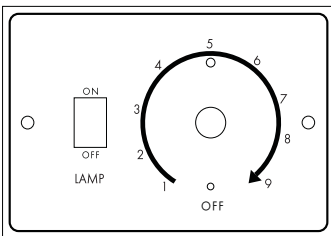
- Install and adjust the height of the shelves to your needs. The pilasters are marked with numbers in 1/2 inch intervals.



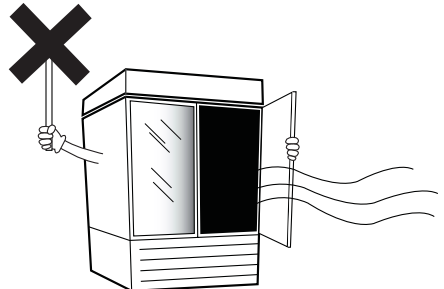
- The temperature controller is located at the right front corner of the ceiling.

The default (recommended ) temperature setting is "5".

Model: VM-1 / VM-2 / VM-2S




- For better efficiency and energy saving, please close the door immediately after use.




# PRECAUTIONS


- To reduce the risk of electrical shock or fire, do not overload the outlet.




- To reduce the risk of electrical shock or fire, do not expose the unit to excessive water.




- To reduce the risk of electrical shock or fire, do not use flammable products near the unit.




- Once the unit is unplugged, please wait a least six(6) minutes to plug it back to the outlet.



- When cleaning the unit;
  - Unplug the power cord.
  - Do not touch the cord with wet hands.
  - Do not use abrasive cleaners or solvents.



- When the unit is not in use;
  - Leave the power cord unplugged.
  - Clean inside of cabinet with a dry cloth, then leave door partially open.



# TROUBLE SHOOTING GUIDE

MODEL	REMEDY
COMPRESSOR DOES NOT RUN	<ul style="list-style-type: none"> <li>• Check the power cord to insure it is plugged in correctly.</li> <li>• Check the temperature controller. Turn it clockwise if it is in the “OFF” or “HIGH” position. The recommended temperature setting is “MEDIUM” .</li> </ul>
POOR PERFORMANCE	<ul style="list-style-type: none"> <li>• Remove the unit from direct sunlight.</li> <li>• Move the unit away from heating devices.</li> <li>• Install the unit in a well ventilated place, with at least 7 inches of clearance on all sides.</li> <li>• Clean the condenser coil if heavy dust is collected. It has to be cleaned at least once a month.</li> <li>• Maintain a minimum of 3 inches of clearance between the contents inside the cabinet.</li> <li>• Check if the temperature controller is set correctly.</li> <li>• Check the door and be sure it is completely closed.</li> </ul>
NO INTERIOR LIGHT	<ul style="list-style-type: none"> <li>• Turn off the light switch and turn it on again.</li> <li>• Insert the light bulb correctly into the socket.</li> <li>• Replace the bulb if defective.</li> </ul>
NOISE	<ul style="list-style-type: none"> <li>• Install the unit on a level surface.</li> <li>• Maintain 7 inches of clearance from the wall.</li> <li>• Check for loose parts; fan blade, motor mounting etc.</li> </ul>
CONDENSATION ON CABINET AND OR FLOOR	<ul style="list-style-type: none"> <li>• Reduce humidity where the unit is installed.</li> <li>• Repair or replace the gasket on the door or head section.</li> </ul>

# SALES TERMS AND CONDITIONS

## PRICES

All prices are F.O.B from VICTORY foodservice equipment in New Jersey, U.S.A.

## WEIGHTS

All weights are approximate. VICTORY is not responsible for any variation thereof.

## PROCEDURE OF CUSTOMER'S FREIGHT DAMAGE REPORT

Before signing the carrier's freight bill, the customer should do the following:

### VISIBLE DAMAGE:

1. Inspect shipment for any damage, and if you see any damage or feel there may be concealed damage, mark the carrier's copy of the freight bill "DAMAGED."
2. If there is damage to your shipment, action must be taken by you to notify the carrier within 48 hours of receipt. It is the duty of the carrier to give you a written report upon notification.
3. For visible damage, do not accept delivery unless the condition is noted on your copy the freight bill and signed by the driver.

### CONCEALED DAMAGE

VICTORY is not responsible for any damage to the product or packaging that are caused by the carrier. If containers show rough handling, do not give carrier a clear receipt. When unpacking merchandise and finding damage, please call the carrier without further unpacking and file a concealed damage claim at once.

### METHOD OF SHIPMENT

VICTORY will make every attempt to ship by preferred carrier and reserves the right to ship by any responsible carrier. This does not affect the responsibility of the purchaser or consignee to pay freight charges or impose any responsibility upon VICTORY product.

**※The warranty becomes VOID if the attached warranty card is NOT returned and filed to VICTORY within twelve (12) days from the date of date of installation.**

Cut along dotted line and mail with the provided envelope to:

110 Woodcrest Road Cherry Hill, NJ 08003 USA

# WARRANTY CERTIFICATE

This warranty is subject to all of the terms and conditions listed below. Warranty card furnished with this unit must be properly returned to VICTORY immediately after installation.

## **VICTORY WARRANTY**

VICTORY warrants to the original purchaser of every new VICTORY unit the cabinet and all parts thereof, to be free from defects in material or workmanship, under normal and proper use and maintenance service as specified by VICTORY and upon proper installation and start-up in accordance with the instruction packet supplied with each unit our obligation under this warranty is limited to a period of one(1) year from the date of original installation or fifteen (15) months after shipment date from VICTORY which ever occurs first.

Any part covered under this warranty that are determined by VICTORY to have been defective within one (1) year of original installation or fifteen (15) months after shipment date from manufacturer, which ever occurs first, is limited to the repair or replacement, including labor charges, of defective parts or assemblies. The labor warranty shall include standard straight time labor charges only and reasonable travel time, as determined by VICTORY

## **WARRANTY CLAIMS**

All claims for labor or parts must be made directly through VICTORY. All parts returned to VICTORY under the terms of this warranty must be accompanied by a record of the cabinet model number, serial number, return authorization. And the return shall be on the basis of SHIPPING CHARGES PREPAID.

## **WARRANTY EXCLUSIONS**

VICTORY's sole obligation under this warranty is limited to either the repair or replacement of parts, subject to the additional limitations below. This warranty neither assumes nor authorizes any person to assume other than those expressly covered by this warranty.

### **A. INDIRECT OR CONSEQUENTIAL DAMAGE**

VICTORY does not warrant economic loss, profit loss, or special, indirect or consequential damages including without limitation, losses or damages arising from food or product spoilage claims caused by refrigeration failure.

### **B. IMPROPER USAGE**

VICTORY is not responsible for parts or labor coverage for component failure and or other damages resulting from improper usage, installation or failure to clean and/or maintain product as set forth in the user's manual provided with this unit.

### **C. WARRANTY IS NOT TRANSFERABLE**

Warranty is limited to only the original purchaser/user to whom delivered. It is not transferable.

### **D. ALTERATION, NEGLIGENCE, MISUSE, ABUSE, ACCIDENT, DAMAGE DURING TRANSIT OR INSTALLATION, FIRE, FLOOD, ACTS OF GOD.**

VICTORY is not responsible for parts or labor subjected to alteration, neglect, misuse, abuse, accident, damage during transit or installation, fire, flood, storm, and/or other acts of God. And VICTORY is not responsible for any improper electrical connections resulting from electrical power failure, the use of extension cords, and low voltage or voltage drops to the unit.

### **E. UNAUTHORIZED MODIFICATION**

VICTORY is not responsible for the repair or replacement of failed or damaged components resulting from unauthorized modifications to units or the use of non-standard parts without prior written approval from VICTORY

### **F. OUTSIDE THE U.S.**

This warranty does not apply to any warranty claim made on units sold or used outside the United States.

## **ADDITIONAL FOUR YEAR COMPRESSOR WARRANTY**

In addition to the warranty set forth above, VICTORY warrants the hermetically sealed compressor for an additional four (4) years, not to exceed sixty (60) months from the date of shipment from VICTORY provided upon receipt of the compressor manufacturer examination shows the sealed compressor to be defective. This extended warranty does not apply to any electrical controls, accumulator, or wiring harness which items are covered by the standard warranty.

These warranties are exclusive and in lieu of all other warranties, expressed or implied, and all other obligations or liabilities on our parts, and we neither assume nor authorize any other person to assume for us any other obligation or liability in connection with the sale of said refrigeration units or any part thereof.

**EXTENDED PARTS AND LABOR WARRANTY AVAILABLE : SEE SALES TERMS AND CONDITIONS**



Victory Refrigeration, inc

110 Woodcrest Road Cherry Hill, NJ 08003 USA

Tel: 856-428-4200 Fax: 856-428-7299